



NIKI LIVE HOST POLICY

[DOWNLOAD NIKI LIVE](#)



NIKI LIVE HOST POLICY

Niki Live Host Registration Process

1. **Download and Register on the Niki App.**
2. **Find your Niki ID in the Niki App Profile.**
3. **Submit the form or send us your Niki ID on WhatsApp at [+917065384660](https://wa.me/917065384660)**
4. **LH agency will send an Agent joining request.**
5. **You will find Agency Request in Niki App messages.**
6. **Accept the request.**

[DOWNLOAD NOW](#)

Earning Opportunities as a Niki Live Host:

The various features that contribute to the earning potential:

Conversion: 10,000 beans equals to 1 USD

Gifts Sharing: Hosts receive gifts from viewers.

Tasks: Perform and complete various hosting tasks.

Video Calls: The Host can connect with their audience.



From Gifts- 70% share

From Video Calls - 1200beans/ minute

From Voice Calls - 800Beans/ minute

Get more beans through Daily Tasks

Note: The host can get a high rate of beans by inspiring the users to play daily tasks.

Niki Live Host Salary Structure:

Understand the settlement rules carefully for the withdrawal process.

1. Settlement Cycle:

- Withdrawals are processed from Tuesday to Monday, and payments are transferred the following Thursday.

2. Settlement Criteria:

- The minimum withdrawal is \$10 (equivalent to 1,00,000 beans).
- For withdrawals less than \$100, the host will receive 10,000 coins every 24 hours.
- Withdrawals between \$100 to \$499, the hosts will get 30,000 coins per 24 hours.
- Withdrawals exceeding \$500 result in a payout of 50,000 coins per 24 hours.
- Service charges are based on the withdrawal amount and exchange rate.
- Withdrawal amounts are credited to your account within 24 hours.



Niki Live Host Benefits:

Become a Niki Live Host today and thrive on your career in the live-streaming industry. This platform offers monetization through various features like virtual gifts, tasks, etc.

Host Task Reward Policy:

- Niki Live only recruits female hosts.
- When the weekly income of the hosts is greater than a particular amount, they will be eligible for additional rewards as per the achieved level.
- The reward duration is 2-3 hours per day depending on the levels.

Other Notices:

- Last 7 days = Today + last 6 Days.
- When your daily earnings go up a level, your daily reward increases too. You can only claim this reward once each period.
- The duration task only counts the time you spend in video parties and live broadcasts.
- Total income includes earnings from gifts and game-sharing.
- If a host registers multiple accounts, including on different devices, all rewards will be canceled.

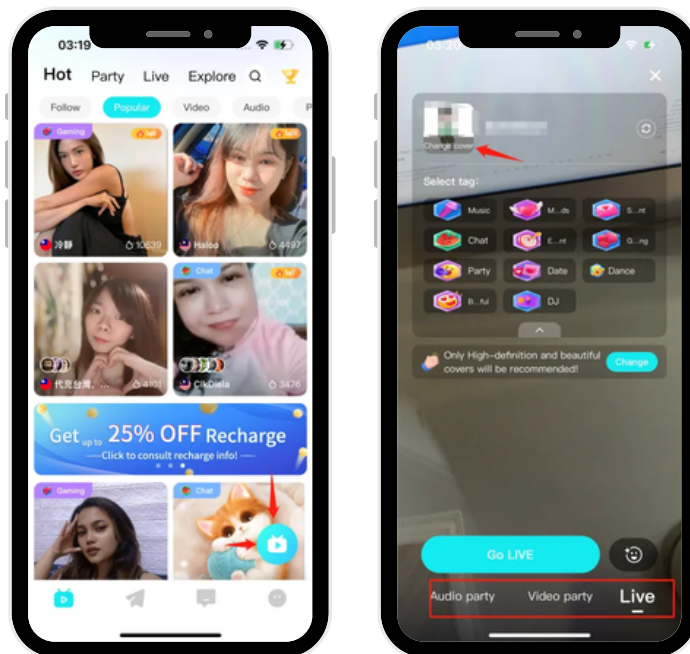
Withdraw Rules:

- The ratio: 10000 Beans = \$1.
- The minimum withdrawal amount is \$10 or in the multiplication of 10.



- The host can opt from the various withdrawal methods based on the country including Epay, Payonner, Paypal, bank transfer, and many more.
- The service charges will vary as per the chosen withdrawal method.

How to start Live-streaming:



- Click on the “Live icon” in the bottom right corner of the home page.
- Remember to change the profile picture.
- There are three types of live streams: Audio Party, Video Party, and Live. Make sure to choose the right one.

Live Host Standard:

- Your main goal is to earn gifts, so make sure to keep users engaged and stay in your live room as long as possible.



- Show off your best self and make sure your live setup looks great (including the background, decorations, lighting, and theme).

Rules and Regulation:

- Hosts can't register multiple accounts.
- Sexual content is not allowed during public broadcasts.
- Promoting third-party platforms is not allowed.
- Minors are not allowed to livestream.

Live Cover Rules:

- Only hosts with approved cover photos will be featured on the live broadcast page.
- Your cover photo should be appealing.
- The background of your livestream should be clean and well-lit.
- It's recommended to use a high-quality upper-body photo for your cover.

Live Stream Tips:

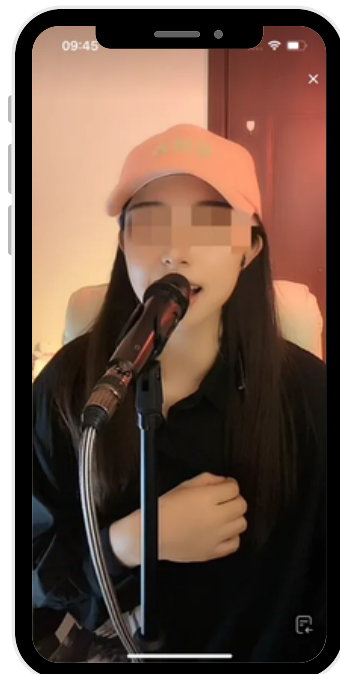

- Keep your face visible on camera during the stream.
- Sit comfortably and stay focused on the broadcast –avoid lying in bed.
- Maintain a clean and well-lit streaming environment.
- Wear makeup, dress appropriately, and use beauty features as needed.



How to Start a Quality Live Broadcast:

Before Live-Streaming:

- Always start your live-streaming in a neat and tidy background. (use the solid color wall or curtain of your home as the background)
- Keep the device at a good distance so that the upper body is visible in the camera, not just the face.
- Ensure to use the make-up or choose a good filter that suits the face.
- These are the good quality images for live-streaming:





- These are low-quality images, which is not applicable.



- Use good quality profile and cover photos.
- The host must understand all the rules and policies

During Live-Streaming:

- While streaming, the host can ask familiar users to check your live broadcast scene and the camera angle. And fix the needful immediately.
- Engage with the users coming on your streaming session, greet, and interact. The users must get hooked on the live broadcast. (introduce some activities at the start of the live-streaming to make the users engage)



- The host must remember to encourage and guide the users to send virtual gifts during the live-streaming. Also, ask the users to like and follow their accounts which will eventually promote the hosts.
- Express gratitude towards the viewers and keep the live-streaming interactive.

HAVE ANY QUERY? **FEEL FREE TO ASK QUESTIONS**



livehostsearch@gmail.com



www.nikiliveagent.com



+91 70653 84660